






**Parco Pineta**  
Il cuore verde della Lombardia

# IL DIORAMA DEL BOSCO

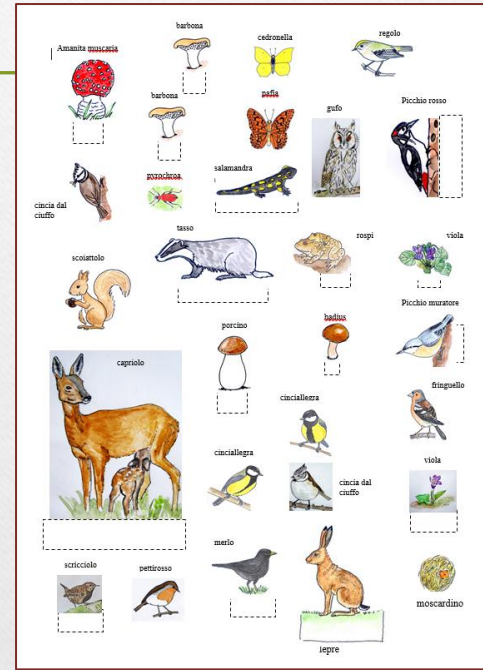




# COSA OCCORRE?






# COSA OCCORRE?






# PREPARARE LA BASE

---





# INCOLLARE SU CARTONCINO E TAGLIARE I PEZZI DEL PAESAGGIO



ATTACCARE GLI ALBERI SULLO SFONDO





# AGGIUNGERE GLI ALTRI ALBERI

---







# DECORARE CON FOGLIE SECCHHE E LEGNETTI





# TAGLIARE I PEZZI DEGLI ANIMALI E DEI FUNGHI






## INSERIRE ANIMALI E FIORI O FUNGHI





La cincia dal ciuffo va sulle betulle, scoiattolo, gufo e  
regolo sul pino






Pettirosso, scricciolo e pirocraa vanno sui cespugli,  
mentre fringuello, cinciallegra e picchio muratore vanno  
sulle querce





TIENI CONTO CHE salamandra, tasso, capriolo, rospo,  
merlo e lepre vanno per terra



TIENI CONTO della stagione che vuoi rappresentare





FATTO!





# IL TOCCO INVERNALE



FINE