


I serpenti con i tappi



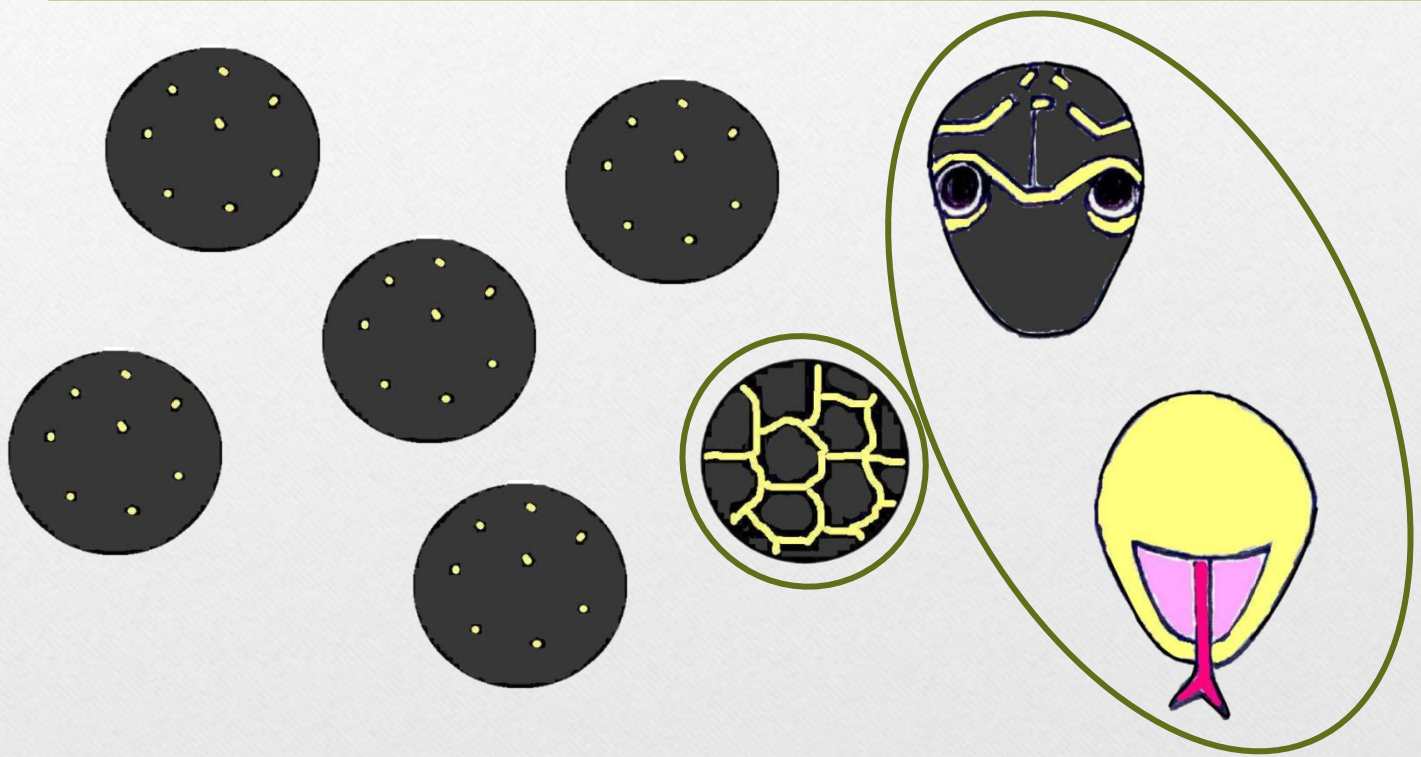
Parco Pineta
Il cuore verde della Lombardia



COSA OCCORRE?




TAGLIARE I PEZZI DEL SERPENTE



LA TESTA DEL SERPENTE: FISSARE IL FILO E ATTACCARE I 2 PEZZI CON BIADRESIVO



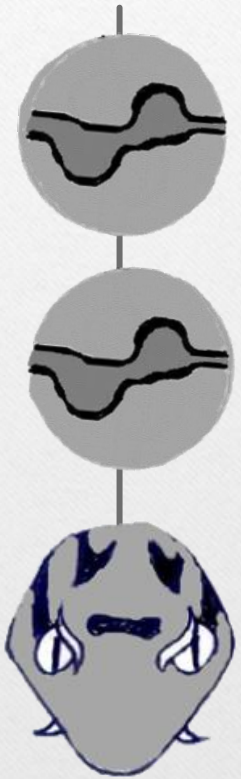
ATTACCA GLI ALTRI PEZZI




FATTO!



SE SCEGLI LA VIPERA.....

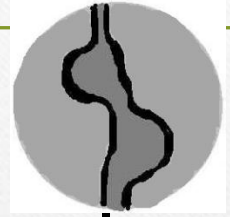


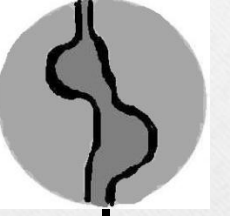
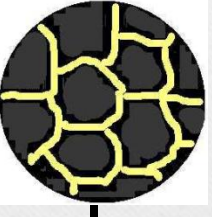






SE SCEGLI LA BISCIA D'ACQUA.....



FINE

I 3 SERPENTI CON I TAPPI

Vipera	Biacco	Biscia d'acqua
		
		
		



Parco Pineta
Il cuore verde della Lombardia

I serpenti
con i tappi

FINE

